

# PREPACKAGED SNACK IDEAS FOR EVENTS

## 1. Love Bars

### Supply List:

- Enjoy Life allergy-friendly Chewy bars
- Snack bar wrappers (cut out from supplied printable)
- Tape
- Stapler
- Ribbon (optional)

Directions: Print and cut out wrappers. Wrap one wrapper around each bar and secure with tape. Optional: fold a small length of ribbon in half and staple at one end through both layers.



## 2. Alien Snacks

### Supply List:

- Single-serving organic milk cartons (white or chocolate)
- Applesauce cups
- Double-stick tape
- Googly eyes
- Pipe cleaners (optional)

Directions: Use double-stick tape to attach the applesauce cup to the milk carton. Attach googly eyes to the applesauce with double-stick tape.

Optional: Bend a pipe cleaner in half and slide it between the milk carton and applesauce cup. Curve the ends of the pipe cleaner to form hands.



## 3. Joke Dipper

### Supply List:

- Single-serving carrot dipper packs
- Joke wrappers (cut out from supplied printable)
- Tape

Directions: Print and cut out the wrappers. Fold the joke answer tab on the dashed line to conceal. Wrap one wrapper around each snack pack, keeping the answer tab folded under, and secure with tape over the fold.



## 4. Duct Tape Water Bottles

### Supply List:

- Unopened disposable water bottles
- Colorful duct tape (optional: in your school colors)

Directions: Remove exsisting labels if it can be done easily. Wrap each bottle with a length of duct tape, meeting in the back.



## 5. Cat in the Hat Cheese Sticks

### Supply List:

- Cheese sticks
- Red and black permanent markers

Directions: Turn to the back or plain side of the cheese stick wrapper. Starting with the black marker, draw the dot nose and whiskers about 2/3 way down, then the eyes above it. Let dry to avoid smudging. With the red marker, draw a longer line above the eyes to make the "brim" and then shorter lines going to the top to make the stripes on his tall hat. Draw a bow-tie below the face.



## 6. Monster Pudding Cups

### Supply List:

- Pudding cups
- Colored craft tape
- Googly eyes in various sizes and styles
- Glue dots or other adhesive
- Black permanent marker

Directions: Wrap each pudding cup with craft tape. Affix googly eyes with adhesive. Using the marker, add other facial details such as eyes, eyebrows, nose, and mouth.





## 7. Butterfly Crackers

### Supply List:

- Single-serving cracker bags
- Rubber bands
- Clothespins (look for colored ones at the craft store)
- Black permanent marker
- Pipe cleaners in bright colors

Directions: Wrap a rubber band around the middle of the snack bag to cinch it in and form wing shapes. Clip the clothespin over the rubber band. Draw eyes on the clothespin with marker. Cut a 2- to 3-inch length of pipe cleaner. Bend the pipe cleaner in half to form antennae; curve the ends to conceal the sharp wire ends.



## 8. Tic-Tac-Toe Bears

### Supply List:

- Single-serving gummy bear packs
- Tic-tac-toe game board (cut out from supplied printable)
- Stapler

Directions: Print and cut out tic-tac-toe boards. Staple one board to each snack pack.



# Love Bar

1. Cut out wrappers. 2. Wrap around bar and secure with tape. 3. Optional: Staple a bit of ribbon to end.



# Love Bar

1. Cut out wrappers. 2. Wrap around bar and secure with tape. 3. Optional: Staple a bit of ribbon to end.



# Joke Dippers

1. Cut out wrappers. 2. Fold joke tab on dashed line. 3. Wrap around snack package and secure with tape.

izznq looqcs əyt uo

**How do bees  
get to school?**




# Joke Dippers

1. Cut out wrappers. 2. Fold joke tab on dashed line. 3. Wrap around snack package and secure with tape.

**They slide down the banana-ster!**


**How do monkeys  
get down the  
stairs?**



# Joke Dippers

1. Cut out wrappers. 2. Fold joke tab on dashed line. 3. Wrap around snack package and secure with tape.

**Brrrr-itos!**



**What do  
penguins  
like to eat?**



# Joke Dippers

1. Cut out wrappers. 2. Fold joke tab on dashed line. 3. Wrap around snack package and secure with tape.


**A walkie-talkie!**

**What do you get  
when you cross a  
centipede and  
a parrot?**





# Tic-Tac-Toe Bears



1. Cut out game boards. 2. Staple to single-serving gummy bear packs.

 **PLAY WITH YOUR FOOD!** 



Choose a friend or family member to play tic-tac-toe with the enclosed gummy bears.


 **PLAY WITH YOUR FOOD!** 

Choose a friend or family member to play tic-tac-toe with the enclosed gummy bears.


 **PLAY WITH YOUR FOOD!** 

Choose a friend or family member to play tic-tac-toe with the enclosed gummy bears.


 **PLAY WITH YOUR FOOD!** 

Choose a friend or family member to play tic-tac-toe with the enclosed gummy bears.
